



Expert Opinion on the Use of Vildagliptin in Indian Patients with Diabetes Mellitus

Manjula S ^{a+++*} and Krishna Kumar M ^{a#}

^a Department of Medical Services, Micro Labs Limited, Bangalore, Karnataka, India.

Authors' contributions

This work was carried out in collaboration between both authors. Both the authors contributed equally in managing literature search, designing the study, performed the statistical analysis, wrote the protocol, and the first draft of the manuscript. Both of them read and approved the final manuscript.

Article Information

Open Peer Review History:

This journal follows the Advanced Open Peer Review policy. Identity of the Reviewers, Editor(s) and additional Reviewers, peer review comments, different versions of the manuscript, comments of the editors, etc are available here: <https://www.sdiarticle5.com/review-history/113173>

Original Research Article

Received: 15/12/2023

Accepted: 17/02/2024

Published: 22/02/2024

ABSTRACT

Background: Diabetes mellitus is a prevalent disease, and its burden has increased over the years which is going to cross 134 million cases by 2045, despite the available treatments. This study was carried out to understand the prescribing behaviours in the management of diabetes.

Methodology: In this cross-sectional study conducted from June 2022 to December 2022, a questionnaire was administered to clinicians focused on diabetes prevalence, symptoms, causes, clinical characteristics, and the utilization of different antidiabetic medications. The data collected was analysed using descriptive statistics.

Results: Around 353 clinicians responded with the majority from Delhi (8.8%). The most commonly preferred first-line drug is metformin (46.5%). Vildagliptin (89%) is the most preferred drug out of the DPP-4 inhibitors that is added to metformin to achieve glycaemic control. Dapagliflozin (87%) is the most preferred SGLT-2 inhibitor. It was seen that 59.2% opted for DPP-4 inhibitor and SGLT-2 inhibitor FDC in 25 to 50% of their diabetic patients. If affordability was not an issue most clinicians (44.2%) preferred vildagliptin, dapagliflozin, and metformin FDC. Insulin usage declined with 38.8%

⁺⁺ Sr. Vice President;

[#] Sr. General Manager;

^{*}Corresponding author: Email: drmanjulas@gmail.com;

reporting that they used insulin in only 11 to 15% of their diabetic patient pool and 71.4 % reported hypertension as the most common comorbidity with diabetes.

Conclusion: This study gives a comprehensive view of the perspectives of the medical community with respect to evidence-based change in management trends which will help make strategies to improve patient outcomes. It also sheds light on factors clinicians consider to choose treatment options. One criterion that is as important as efficacy and safety is affordability.

Keywords: Glycaemic control; clinician's perspective; affordability; vildagliptin; dapagliflozin; metformin.

1. INTRODUCTION

Diabetes mellitus (DM) is a metabolic disorder. It is primarily defined by hyperglycaemia. There are 2 main categories type 1 DM (T1DM) seen in children or adolescents due to lack of insulin production, and type 2 DM (T2DM) which is seen in middle-aged adults due to insulin resistance [1].

DM is a prevalent non-communicable disease. WHO has estimated that around 422 million people have DM worldwide [2]. While in India 77 million individuals had diabetes in 2019, which is expected to cross 134 million by 2045. Since 1990, DM has risen in India, and the prevalence has increased from 7.1% in 2009 to 8.9% in 2019 placing India second after China. Around 57% are undiagnosed, healthcare expenditure per person is 92 US dollars, and the total deaths caused by DM is around 1 million. So, the burden is rising [3].

T1DM is treated with insulin while T2DM is treated with hypoglycaemic agents such as metformin, sulfonylureas, meglitinides, glucagon-like peptide 1 receptor agonist (GLP-1RA), thiazolidinediones, α -glucosidase inhibitors, dipeptidyl peptidase-4 inhibitors (DPP-4i), sodium glucose cotransporter -2 inhibitor (SGLT-2i) along with lifestyle modification [4]. Despite the myriad of drugs at hand, the prevalence is rising. There could be many reasons for this like patient compliance, poor lifestyle choices, comorbid conditions, availability, affordability, safety, and efficacy data which affect medication choices [5,6]. Thus, this study aimed to assess the drug preferences and prescribing behaviours of Indian clinicians involved in treating diabetes mellitus.

2. MATERIALS AND METHODS

We carried out a cross-sectional, multiple-response questionnaire-based study involving clinicians with expertise in managing diabetes

mellitus in the major Indian cities from June 2022 to December 2022.

2.1 Questionnaire

The questionnaire named VERDICT (Vildagliptin and its combination Efficacy for managing Diabetes mellitus and associated Cardio-renal complications) study was sent to the clinicians who were interested to participate. The VERDICT study questionnaire focused on diabetes prevalence, symptoms, causes, clinical characteristics, and the utilization of different antidiabetic medications.

2.2 Participants

Convenience sampling method was used where an invitation was sent to leading practitioners in treating diabetes mellitus in the month of March 2022 for participation in this Indian survey. About 353 doctors from major cities of all Indian states representing the geographical distribution shared their willingness to participate and provided necessary data. Participants were asked to complete the questionnaire without discussing with their peers. A written informed consent was obtained from each consultant before initiation of the study.

2.3 Statistical Methods

The data were analyzed using descriptive statistics. Categorical variables were presented as percentages. The frequency of occurrence and the corresponding percentage were used to represent the distribution of each variable. To visualize the distribution of the categorical variables, pie, and bar charts were created using Microsoft Excel 2013 (version 16.0.13901.20400).

3. RESULTS

The survey was completed by 353 clinicians across India. Geographically, the clinicians were

uniformly widespread with most of them hailing from Delhi (8.8%) with a major proportion of clinicians (87%) having 41-60 years of clinical experience with 67.7% of them having both MBBS and MD degrees. The majority of them (44%) preferred following the American Diabetes Association (ADA) guidelines for DM management.

In this study clinicians we asked to which income group most of their diabetic patients belonged to and what their HbA1c was at the time of diagnosis of the disease. It was seen that the majority of the clinicians responded (84.7%) that a major chunk of their patients belonged to the middle-income group and the majority responded (56.9%) that most of their patients had an HbA1c

range between 7.5 to 8.5% during the time of diagnosis (Fig. 1).

The majority of the clinicians (46.5%) prescribed metformin as the first line of treatment followed by DPP-4 inhibitors (DPP4i's) (20.2%), sulphonylureas (7.6%), and the least number of clinicians opted for SGLT-2 inhibitors (5.7%) (Fig. 2). When asked what proportion of their patient required the addition of a second drug to achieve glycaemic control majority (43.9%) reported that 26 to 40% of their patient required it. For the patients in whom metformin wasn't enough to achieve glycaemic control, the drug most of the clinicians added to metformin was DPP-4 inhibitor (69.1%) followed by SGLT-2 inhibitors (18.7%) and sulphonylureas (11.9%) (Fig. 3).

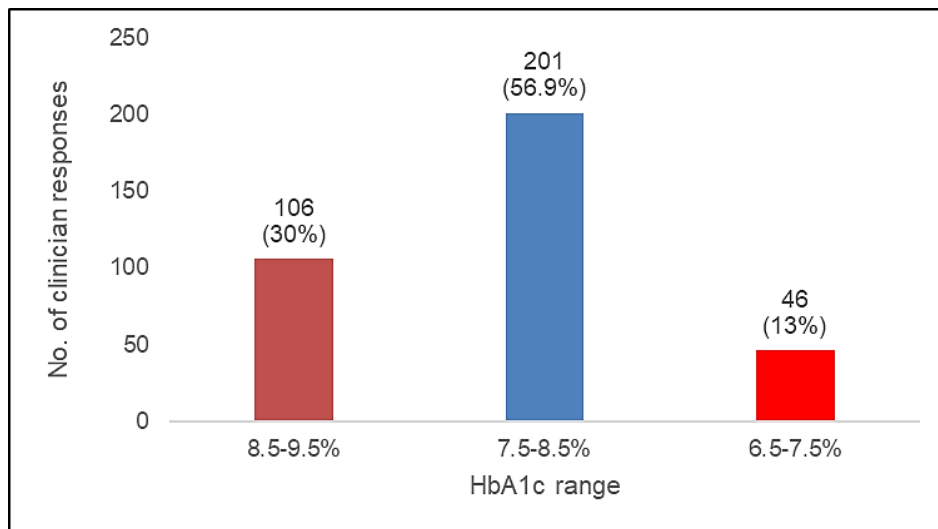


Fig. 1. Clinician response of most common HbA1c range amongst their diabetic patients at the time of diagnosis of disease

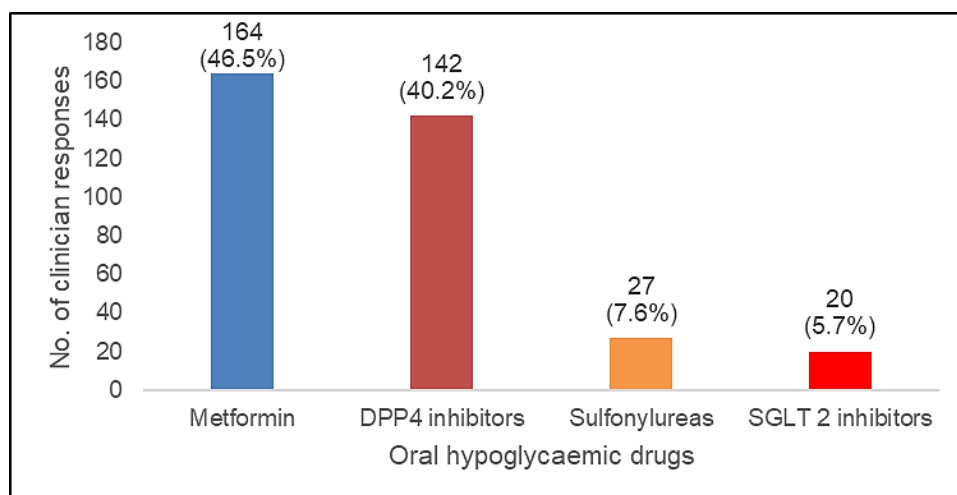


Fig. 2. Clinician response to most commonly used first line drug for diabetes management

Most clinicians responded that they started DPP-4 inhibitors after 1 drug failure (48.7%) followed by being used as first line therapy (41.1%) and after 2 drug failures (10.2%) (Fig. 4). Also, the preferred DPP-4 inhibitor was vildagliptin (89%) followed by sitagliptin (7.4%) and teneligliptin (3.4%) (Fig. 5). When enquired why they chose vildagliptin most clinicians (74.2%) gave the reason as all of the above, which meant it preserved the beta cell function, caused less glycaemic variation, had weight neutral properties, posed a lower risk of adverse effects, and was affordable. Majority of the

clinicians (50.1%) also noticed that vildagliptin caused a HbA1c drop of 1 to 1.5% (Fig. 6). When enquired why they chose sitagliptin clinicians claimed its efficacy (33.1%) followed by glycaemic durability (28%), many did not have a clear reason for preference (21.8%), some chose it for its cardiovascular benefit (11%) and lastly few chose (5.9%) it for its renal benefits. Further, when asked which SGLT-2 inhibitor was preferred, the majority of the clinicians chose dapagliflozin (87%), followed by canagliflozin (9.3%) and empagliflozin (3.1%) (Fig. 7).

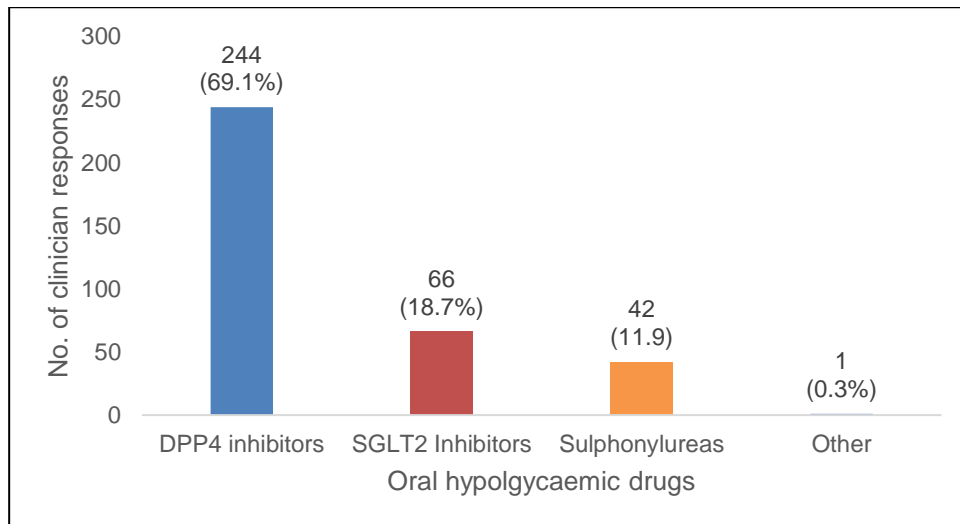


Fig. 3. Clinician response to which the most common drug they add to metformin to achieve glycaemic control

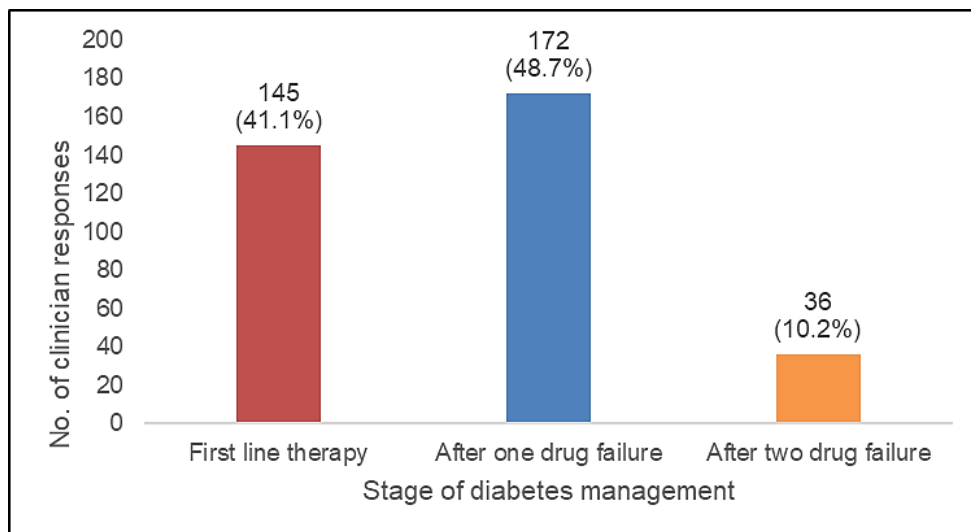


Fig. 4. Clinicians response to which stage of diabetes management DPP-4 inhibitors were introduced

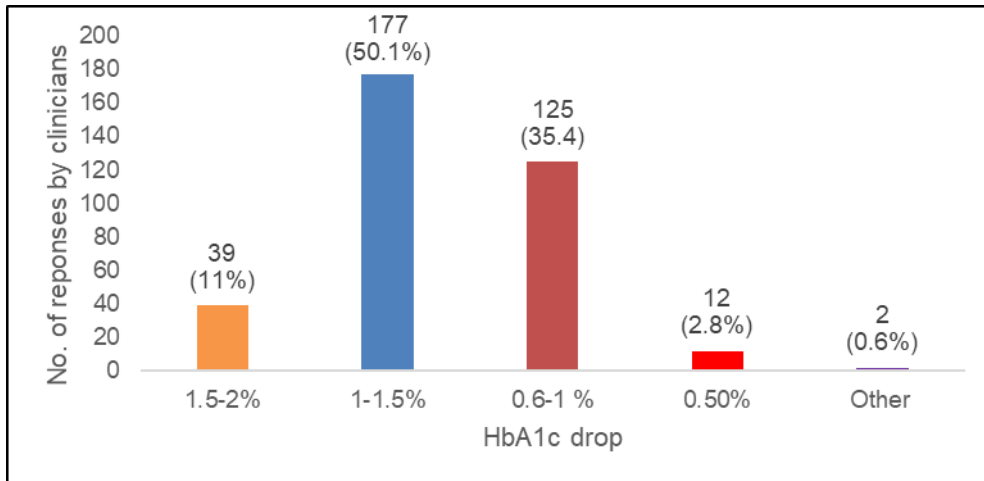


Fig. 5. Clinicians response to which DDP-4 inhibitor was most preferred

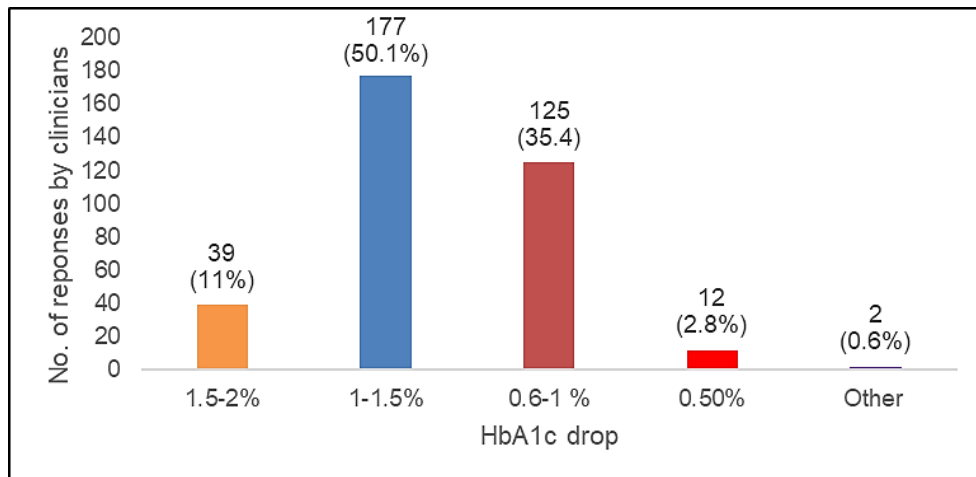


Fig. 6. Clinicians response to the fall in HbA1c noticed with vildagliptin

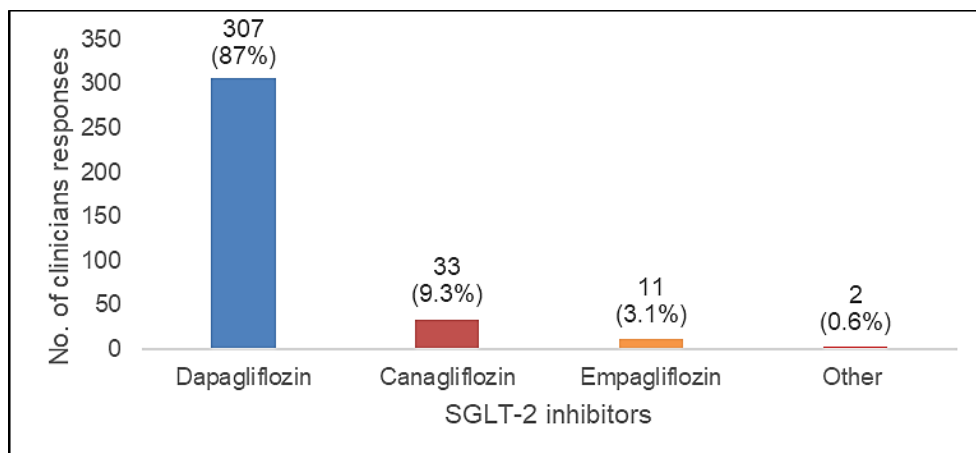


Fig. 7. Clinicians response to which SGLT-2 inhibitor is preferred

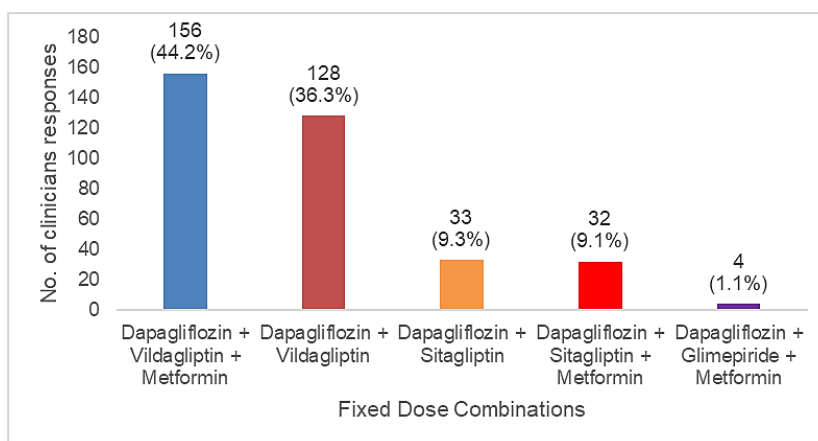


Fig. 8. Clinician's response to which combination they would prefer despite the affordability

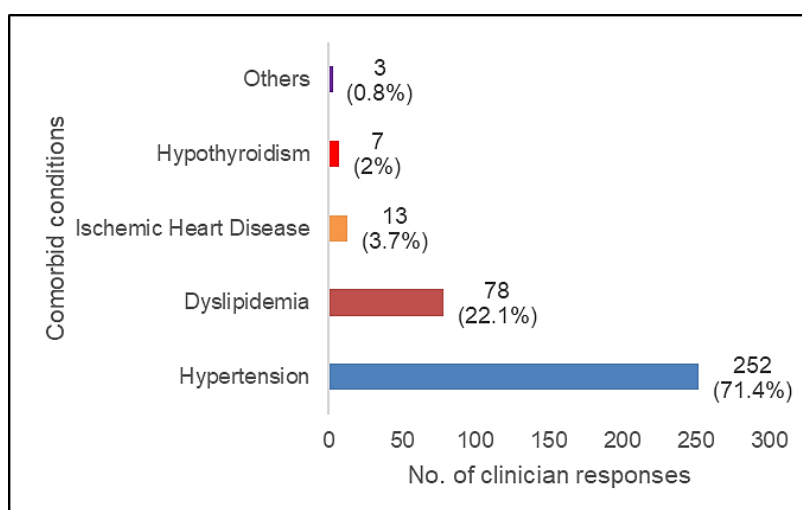


Fig. 9. Clinician's response to which comorbidity was most commonly associated with DM

Amongst the surveyed clinicians, the majority (59.2%) opt for SGLT-2 inhibitor and DPP-4 inhibitor in 25 to 50% of their patients. When asked why they chose this combination, the majority (80.2%) stated that it was due to all of the above reasons which included better glycaemic control, patient compliance, and pleiotropic benefits. More specifically 98% of the clinicians were inclined to prescribe the vildagliptin and dapagliflozin fixed-dose combination which has been approved by the DCGI. If affordability was not an issue most clinicians (44.2%) said they would prefer to prescribe dapagliflozin + vildagliptin + metformin combination (Fig. 8). When asked in what proportion of their patients use insulin, the majority (38.8%) reported the usage in 11 to 15% of their patients. There are more responses for usage in less than 20% of their patient pool category indicating a fall in insulin usage. Also, when enquired about which comorbid condition

was usually seen along with DM in their patients, most clinicians mentioned hypertension (71.4%), followed by dyslipidaemia (22.1%), ischaemic heart disease (3.7%), and hypothyroidism (2%) (Fig. 9).

4. DISCUSSION

A total of 353 clinicians responded to the survey. Most responses came from Delhi (8.8%), but overall, there was a uniform response across major cities in India. Therefore, the results of this study give an insightful portrait of the landscape with a generalised picture of the prescribing behaviours of Indian clinicians in the management of diabetes. Most of the clinicians who responded had 41 to 60 years of clinical experience, completed both MBBS and MD degrees, and preferred to follow ADA guidelines. What this signifies is that those who are vested with the responsibility to cater to public health

needs are well trained, qualified, and follow scientifically centred and medically sound approaches to deal with diabetes among their patients. The American Diabetes Association guidelines are an evidence-based recommendation for the detection, prevention, and treatment of prediabetes, T1DM, T2DM, gestational diabetes, associated comorbidities, and mitigation of complications [7]. These recommendations are based on the latest scientific research and clinical trials. The remaining clinicians followed European Association for the study of Diabetes (EASD), international diabetes federation (IDF), and American association of clinical endocrinology (AACE) guidelines. So, following the guidelines implies that clinicians are in line with the latest trends in the management of diabetes.

It was seen that 84.7% of the clinicians reported that their diabetic population was from the middle income group. In accordance with this study, the study done by Misra et al., also states that the prevalence of diabetes is increasing all over the world with 75% of the burden in low to middle income groups [8]. This also brings to light that in India, clinicians have to factor in patient's financial affordability while prescribing medications to manage diabetes. When asked which fixed dose combination (FDC) the clinicians preferred if affordability was not an issue 44.2% chose a fixed dose combination of vildagliptin, dapagliflozin, and metformin. Unfortunately, in India, the out of pocket expenditure is the highest in the world which is around 62.6% of the total health expenditure, due to inadequate health insurance coverage [9]. So, affordability becomes a significant criterion based on which treatment is guided.

An HbA1c >6.5% is considered a diagnosis of diabetes and an HbA1c level >9% is dangerous with a rise chance of developing long term complications like nerve damage, kidney damage, and blindness [10,11]. In this study, 56.9% of the clinicians responded that their patient's HbA1c at the time of diagnosis of diabetes was between 7.5 to 8.5%. This indicates that most patients are getting diagnosed late and are at risk of developing these long term complications. Which implies having to use more drugs to manage the situation. Close to 50% of the clinicians preferred metformin as the first line treatment for diabetes. Similar findings were obtained in a survey done by Agarwal et al., wherein the prescribing pattern and efficacy of anti-diabetic drugs in 100

diabetes patients attending medicine outpatient departments were assessed which found that the most commonly prescribed drug was metformin as monotherapy [12].

For achieve glycaemic control, most clinicians preferred adding DPP-4 inhibitors to metformin, that is most of them preferred to add the DPP-4 inhibitor after failure of first line therapy, and of all DPP-4 inhibitors 89% of the clinicians preferred vildagliptin followed by sitagliptin. Around 74.2 % of clinicians preferred vildagliptin for reasons like better glycaemic control, better β -cell preservation, and more tolerable and affordable. Also, 50.1% of the clinicians noticed that vildagliptin reduced HbA1c levels by 1 to 1.5%. Studies claim that the most commonly added drug to metformin is sulphonylureas in T2DM, due to its cheap cost and known data but unfortunately, it has a higher risk of severe hypoglycaemia, and also secondary failures have occurred [13]. Various studies have shown metformin plus vildagliptin is better than metformin and sulphonylureas in terms of a better quality of life, and fewer incidences of hypoglycaemia, also some studies have shown adding vildagliptin to metformin improves beta cell function, shows better glycaemic control, and does not increase weight as well [14,15,16]. In accordance with the results of the above studies we see that there is alignment of responses of the clinicians in this study. This implies they are aware of newer treatment modalities, and trends, and are up to date with recent evidence.

Of the SGLT-2 inhibitors that remove glucose from the body by allowing it to be lost in the urine, 87% preferred dapagliflozin followed by canagliflozin, and empagliflozin. Studies have shown dapagliflozin has reduced fall in GFR, end stage kidney disease (ESKD), and renal or all-cause mortality in patients with diabetes [17,18]. In this study, the preference for dapagliflozin by the clinician's sheds light on their updated medical knowledge. Majority of the clinicians opted for SGLT-2 inhibitor plus DPP-4 inhibitor FDC in 25 to 50% of their diabetic patient pool. Nearly 80% said they chose this FDC because of better glycaemic control, patient compliance, and pleiotropic benefits, 98% of them specifically were inclined to use dapagliflozin and vildagliptin FDC which is also DCGI approved. A systematic review done by SH Min et al., the combination therapy of SGLT-2 inhibitor and DPP-4 inhibitor reduces weight, shows better glycaemic control, has a lesser incidence of hypoglycaemia, and reduces urinary tract infection in uncontrolled

T2DM patients [19]. This is in accordance with the responses of the clinicians in our study again giving an insight into the prescribing trend and the current evidence based knowledge of the practitioner.

Of the clinicians who responded 38.8% of them said insulin was needed in 11 to 15% of their diabetic patient pool. More than 50% of the clinicians claimed that insulin is needed in less than 20% of the diabetic patient pool. This shows that insulin usage has fallen. In type 2 diabetes mellitus, insulin is initiated when HbA1c is more than equal to 7% after 2 to 3 months of dual oral antidiabetic therapy [20]. Thus, in this study, the reduced insulin usage reflects that the newer treatments such as DPP-4 inhibitors, SGLT-2 inhibitors, FDCs, were being used and they were effective and helped achieve glycaemic control.

In this study, 71.4% of the clinicians said that hypertension was the most common comorbidity associated with their diabetic patients. Pathologically, inflammation, oxidative stress, activation of immunity, and kidney damage that stimulates the renin-angiotensin-aldosterone system which leads to increased saltwater retention contribute to the close link between hypertension and diabetes [21]. Also, the San Antonio heart study showed that 85% of those with T2DM developed hypertension while 50% of individuals with hypertension experienced impaired glucose tolerance or T2DM [22].

5. CONCLUSION

This study gives a comprehensive view of the perspectives of the medical community when it comes to the management of diabetes mellitus. It shed light on how up to date the clinicians were with respective new emerging evidence based changing trends in the management. It showed what was actually being implemented in the clinic by practitioners. The pharmaceutical realm is continually innovating, and this study shed light on how clinicians' knowledge of the innovations was to par. It also brought into the picture that there are many factors clinicians consider before choosing a treatment plan. One criterion was identified which is as important as the safety and efficacy of the drug and its affordability by the patients.

CONSENT

As per international standards or university standards, respondents' written consent has been collected and preserved by the author(s).

ETHICAL APPROVAL

This was a non-interventional, clinician's perspective study, we had received the ethics committee approval from Bangalore Ethics, an Independent Ethics Committee which was recognized by the Indian Regulatory Authority, Drug Controller General of India dated 12 May 2022 [Ethics committee, registration bearing no. ECR/918/Inst/KA/2017/RR-20].

ACKNOWLEDGEMENT

We would like to thank all the clinical practitioners who were participated in this study.

COMPETING INTERESTS

Authors have declared that no competing interests exist.

REFERENCES

1. Sapra A, Bhandari P. Diabetes – Stat Pearls - NCBI Bookshelf with the Internet]. StatPearls Publishing; 2023. [cited 2023 Nov 23]. Available from: <https://www.ncbi.nlm.nih.gov/books/NBK551501/>
2. Diabetes. World Health Organization; 2023. [cited 2023 Nov 23]. Available from: https://www.who.int/health-topics/diabetes#tab=tab_1
3. Mohan V, Pradeepa R. Epidemiology of type 2 diabetes in India. Indian Journal of Ophthalmology. 2021;69(11):2932.
4. Tahrani AA, Barnett AH, Bailey CJ. Pharmacology and therapeutic implications of current drugs for type 2 diabetes mellitus. Nature Reviews Endocrinology. 2016;12(10):566–92.
5. Pourhabibi N, Mohebbi B, Sadeghi R, Shakibazadeh E, Sanjari M, Tol A et al. Factors associated with treatment adherence to treatment among in patients with type 2 diabetes in Iran: A cross-sectional study. Frontiers in Public Health. 2022;10:976888.
6. Murayama H, Imai K, Odawara M. Factors influencing the prescribing preferences of physicians for drug-naive patients with type 2 diabetes mellitus in the real-world setting in Japan: Insight from a web survey. Diabetes Therapy. 2018;9(3): 1185–99.
7. American Diabetes Association releases 2023 standards of care in diabetes to guide prevention, diagnosis, and treatment

- for people living with diabetes; 2022. [cited 2023 Nov 24]. Available from: <https://www2.diabetes.org/newsroom/press-releases/2022/american-diabetes-association-2023-standards-care-diabetes-guide-for-prevention-diagnosis-treatment-people-living-with-diabetes>
8. Misra A, Gopalan H, Jayawardena R, Hills AP, Soares M, Reza-Albarrán AA, Ramaiya KL. Diabetes in developing countries. *Journal of Diabetes*. 2019; 11(7):522-39.
 9. Sriram S, Khan MM. Effect of health insurance program for the poor on out-of-pocket inpatient care cost in India: Evidence from a nationally representative cross-sectional survey. *BMC Health Services Research*. 2020;20(1):839.
 10. Eyth E, Naik R. Hemoglobin A1C - statpearls - NCBI bookshelf. StatPearls Publishing; 2023. [cited 2023 Nov 24]. Available from: <https://www.ncbi.nlm.nih.gov/books/NBK549816/>
 11. ElSayed NA, Aleppo G, Aroda VR, Bannuru RR, Brown FM, Bruemmer D et al. Classification and diagnosis of diabetes: Standards of care in diabetes—2023. *Diabetes Care*. 2022;46(Suppl 1):S19-S40.
 12. Agarwal A, Jadhav P, Deshmukh Y. Prescribing pattern and efficacy of anti-diabetic drugs in maintaining optimal glycemic levels in diabetic patients. *Journal of Basic and Clinical Pharmacy*. 2014;5(3):79.
 13. Singh A. Deciding oral drugs after metformin in type 2 diabetes: An evidence-based approach. *Indian Journal of Endocrinology and Metabolism*. 2014; 18(5):617.
 14. Ionova T, Nikitina T, Kurbatova K, Rodionova A. Benefits and risks of vildagliptin/metformin versus sulphonylureas/metformin combination therapy in type 2 diabetes mellitus (T2DM) from patient's perspective: Real-World Data. *Value in Health*. 2015;18(7):A335–A766.
 15. Derosa G, Ragonesi PD, Carbone A, Fogari E, Bianchi L, Bonaventura A et al. Vildagliptin added to metformin on β -cell function after a euglycemic hyperinsulinemic and hyperglycemic clamp in type 2 diabetes patients. *Diabetes Technology & Therapeutics*. 2012; 14(6):475–84.
 16. Schweizer A. Combination treatment in the management of type 2 diabetes: Focus on vildagliptin and metformin as a single tablet. *Vascular Health and Risk Management*. 2008;4:481–92.
 17. Yau K, Dharia A, Alrowiyti I, Cherney DZI. Prescribing SGLT2 inhibitors in patients with CKD: Expanding indications and practical considerations. *Kidney International Reports*. 2022; 7(7):1463–76.
 18. Jiang Y, Yang P, Fu L, Sun L, Shen W, Wu Q. Comparative cardiovascular outcomes of SGLT2 inhibitors in type 2 diabetes mellitus: A network meta-analysis of randomized controlled trials. *Frontiers in Endocrinology*. 2022;13:802992.
 19. Min SH, Yoon J-H, Moon SJ, Hahn S, Cho YM. Combination of sodium-glucose cotransporter 2 inhibitor and dipeptidyl peptidase-4 inhibitor in type 2 diabetes: A systematic review with meta-analysis. *Scientific Reports*. 2018; 8(1):4466.
 20. Swinnen SG, Hoekstra JB, DeVries JH. Insulin therapy for type 2 diabetes. *Diabetes Care*. 2009;32(suppl_2):S253-9.
 21. Petrie JR, Guzik TJ, Touyz RM. Diabetes, hypertension, and cardiovascular disease: Clinical insights and vascular mechanisms. *Canadian Journal of Cardiology*. 2018; 34(5):575–84.
 22. Mitchell BD, Stern MP, Haffner SM, Hazuda HP, Patterson JK. Risk factors for cardiovascular mortality in Mexican Americans and non-Hispanic whites: the San Antonio Heart Study. *American Journal of Epidemiology*. 1990;131(3):423-33.

© Copyright (2024): Author(s). The licensee is the journal publisher. This is an Open Access article distributed under the terms of the Creative Commons Attribution License (<http://creativecommons.org/licenses/by/4.0>), which permits unrestricted use, distribution, and reproduction in any medium, provided the original work is properly cited.

Peer-review history:

The peer review history for this paper can be accessed here:

<https://www.sdiarticle5.com/review-history/113173>