

Full Length Research Paper

Impact of tank geometry on production of African Catfish (*Clarias gariepinus*)

Shadrack Kwadwo Amponsah^{1,2*}, Sampson Agodzo², Etornyo Agbeko³ and Enock Asante Osei²

¹CSIR-Crops Research Institute, Kumasi, Ghana.

²Department of Agricultural and Biosystems Engineering, KNUST, Kumasi, Ghana.

³CSIR-Water Research Institute, Accra, Ghana.

Received 5 October, 2020; Accepted 8 December, 2020

Geometry of fish tanks tends to affect the growth and yield of fish. The impact of tank geometry on the production of *Clarias gariepinus* was evaluated. Circular, rectangular and ellipsoid tanks were used to test the variation of water temperature, pH, dissolved oxygen and total suspended solids on African catfish growth performance. Results on water temperature, pH, DO, were within the acceptable ranges of 24.9-25.9°C, 6.39-7.52 and 5.81-8.32 mg/l, for circular tank; 25.1-26.1°C, 6.49-7.53 and 3.96-8.53 mg/l, for rectangular tank; and 24.5-26.2°C, 6.49-7.50 and 5.08-8.43 mg/l, for ellipsoid tank; respectively. Weight gain ranged from 14 to 576 g, 13 to 330 g and 14 to 557 g; feed conversion ratio (FCR) ranged from 1.11-1.33, 1.23-1.54 and 1.22-1.34; specific growth rate (SGR) ranged from 0.40 g/day to 3.64 g/day, 0.11 to 2.27 g/day and 0.79 to 3.12 g/day; survival rate were >88, >84 and >92% for circular, rectangular and ellipsoid tanks, respectively. Except for weight gain and FCR, all other parameters (length increment, SGR and survival rate) showed no significant difference ($P = .05$) among the 3 tank geometries. Benefit cost ratio (BCR) for the circular, ellipsoid and rectangular tank was 1.12, 1.13 and 0.79, respectively.

Key words: Aquatic system, benefit-cost, ellipsoid tank, growth performance, mudfish.

INTRODUCTION

With declining wild fish stock vis-a-vis the growing world's population, demand for fish is ever-increasing due to the health benefits derived from its consumption (Wenaty et al., 2018). Aquaculture is proposed as a viable alternative to increase fish production, enhance nutrition and wealth creation, as well as sustain livelihoods of communities (Alhassan et al., 2018). According to FAO (2016), fish

has maintained a prime position over the years as the favourite source of animal protein in Ghana, with about 75% of annual production being consumed locally, with the mean per capita fish consumption estimated at about 26 kg per person.

One of the most cultured fish species in Africa is the African Catfish (*Clarias gariepinus*). This species is also

*Corresponding author. E-mail: skamponsah@hotmail.com. Tel: +233243571076.

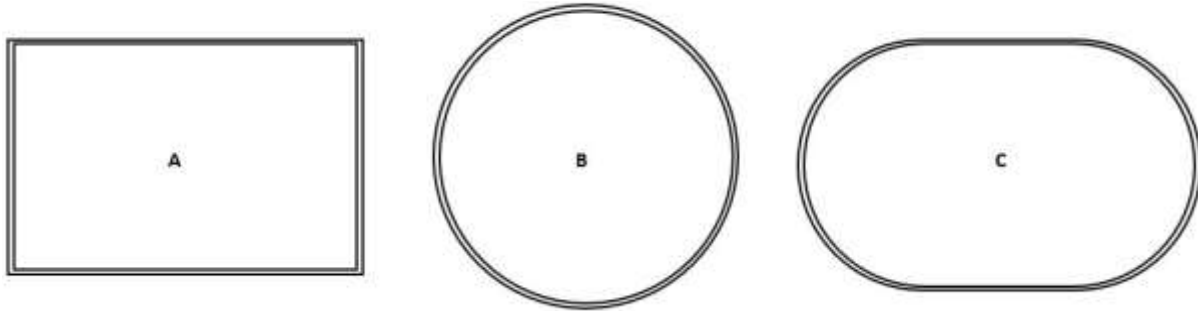


Figure 1. Different tank geometries; (A) Rectangular, (B) Circular, (C) Ellipsoid.

known as mudfish. The farming of this species is important to many large producing countries, such as Nigeria, where it is a source of income, creates employment opportunities and contributes immensely towards Gross Domestic Product. In most countries, catfish is higher priced than Tilapia; *Oreochromis species* (Emokaro et al., 2010). This is because Catfish requires less space, time, money and has a higher feed conserving rate than Tilapia (Olagunju et al., 2007). Ghana has the potential for both freshwater and brackish water aquaculture and culture-based fisheries. The fishery sector plays an important role as it contributes significantly to the national economic development objectives relatively to employment, livelihood, foreign exchange earnings, food security and poverty reduction. In Ghana, most large-scale commercial fish farms operate cage culture systems on Lake Volta; others operate both cage systems and earthen ponds (Tall and Failler, 2012).

Ponds are essential components for most land-based aquaculture farms. It is the oldest and most predominant aquaculture system in Ghana (Yeboah, 2009). Ponds may arise naturally in floodplains as part of a river system, or they may be somewhat isolated depressions. Ponds differ according to their sources of water, the way in which water can be drained from the pond, the material, and method used for construction, as well as method used for fish farming (Omofunmi, 2016). Ghana has a fish deficit of 151,541.25 metric tonnes, as local production has not kept up to meet demand (MoFAD, 2019). The high demand of fish has led to the quest for innovations in pond design and production efficiency based on construction. One of such novel technologies is the lined-in elevated fish tanks, which has been seen to influence the growth and yield of Catfish in captivity (Amponsah, 2018). Given the demand for modern aquaculture technologies, research to address some key questions in order to encourage the best use of the technology must be carried out. Pond aquaculture in Ghana clearly has a huge potential for growth through sustainable intensification (Frimpong et al., 2014).

Some studies such as Ross et al. (1995), Timmons et al. (1998) and Oca et al. (2004) have observed that the

geometry of fish tanks affect the growth and yield of fish in general. Research by Akinwole and Akinnuoye (2012) in Nigeria revealed that Catfish in circular tanks gain weight faster than those in rectangular tanks. The paucity of information on effect of tank geometry on production efficiency and cost for catfish culture could erode gains being made to increase fish production. With the increase in fish consumption and the advent of new aquaculture technologies, it is expedient to assess the performances of such systems for growing Catfish. The aim of this study was to assess the effect of tank geometry on the production of African Catfish and estimate the economic viability of using circular, rectangular and ellipsoid tanks for the culture of this species. This study will be of value to engineers in the design of fish tanks and prospective fish farmers in the selection of best tank geometry for fish production.

MATERIALS AND METHODS

Study site

The study was conducted at the Aquaponics-based Food Systems (AFS) cottage located at the CSIR-Crops Research Institute, Fumesua in the Ashanti region of Ghana. The location lies between longitudes 0°15' - 2°25' West and latitude 5°50' - 7°40' North. The study commenced in October 2019 and ended in February 2020 (16 weeks).

Tank description and operation

Three fish tanks of various geometry (circular, rectangular and ellipsoid), but approximately the same volume (13 m³), were used for the study (Figure 1).

The fish tank setup is a raised (mounted) canvas-lined pond with its frame constructed using 12.7 cm cement blocks. The biological filter (biofilter) arrangement, composed of two (2) submersible pumps, flexible water hoses, nylon mesh sieving material, sedimentation/waste tank with its accompanied plumbing components, was installed on each tank to complete the setup. The biofilter is the single most important component of the tank system as it controls waste produced from the fish culture activities. Biofilters use natural processes and organisms (bacteria) through the nitrogen cycle to break down ammonia into less harmful components. It also helps to remove faecal waste and leftover feed

from the pond water to ensure that the water is conducive for fish culture (Fredricks, 2015; Woynarovich et al., 2011). Per its operation, the tank setup can be termed as recirculatory aquaculture system.

Experimental set-up and fish culture

A total of 1000 fingerlings of African Catfish (*Clarias gariepinus*), with average weight of 13 ± 2 g, were stocked in each of the three tanks per geometry. Prior to stocking, the tanks were cleaned and sterilized with brine solution to ensure the tanks are free from any harmful bacteria. Water from a mechanised borehole was used for this experiment. Pelleted fish feed of different sizes from a commercial producer (Ranaan) was used through-out the study. The fish were fed thrice daily by response feeding based on percentage body weight; between 8.00-9.00, 14:00- 15:00 and 20:00-21:00 h. The ration was adjusted every two weeks when new mean weights of fish for the various experimental units were determined. Leftover feed and faeces in each tank were removed daily through the biofilter arrangement. The water in the tanks was topped up at least twice weekly with borehole water. The tanks were exposed to the sun (uncovered) and inspected daily to remove dead fish, if any, and to ensure the system is working to expectation.

Experimental design and data collection

Data on fish growth characteristics were recorded bi-weekly using 30 fish sampled from each tank (that is, 3 replications of 10 fish per tank geometry) using a scoop net. Live fish were returned to their respective tanks after measurement. A completely randomised design of three replicates was adopted for this experiment. Tank geometry is the single factor and the responses are the measured parameters (length increment, weight gain, specific growth rate, feed conversion ratio and mortality). The weight (grams) of individual fish was determined with an electronic sensitive scale (model KERN 572). Total Length measurements were determined with a measuring board (centimetres). The growth parameters were calculated following the method of Bagenal and Gerking (1978) in Equations 1 to 6:

$$\text{Weight Gain} = \text{Final weight of fish} - \text{Initial weight of fish} \quad (1)$$

$$\text{Length Gain} = \text{Final Length} - \text{Initial Length} \quad (2)$$

$$\text{Avg. Daily Weight Gain} = \frac{\text{Final Weight} - \text{Initial Weight}}{\text{Days}} \quad (3)$$

$$\text{Avg. Daily Length Gain} = \frac{\text{Final Length} - \text{Initial Length}}{\text{Days}} \quad (4)$$

$$\text{Specific growth rate (SGR)} = \frac{(\text{Log}W_2 - \text{Log}W_1)}{T_2 - T_1} \times 100\% \quad (5)$$

Where: W_2 = Weight of fish at time T_2 (final); W_1 = Weight of fish at time T_1 (initial).

$$\text{Feed conversion ratio (FCR)} = \frac{\text{Total feed consumed by fish (g)}}{\text{Weight gain by fish (g)}} \quad (6)$$

$$\text{Survival Rate (\%)} = \frac{(N_0 - M_f)}{N_0} \times 100\% \quad (7)$$

Where: N_0 = Initial number of fishes stocked at the start of the

experiment; M_f = Mortality at the end of growth period.

Water quality assessment

Water quality assessment for each tank was carried out every 30 days before 9:00 hours. Parameters monitored included dissolved oxygen (DO), pH, water temperature and total suspended solids (TSS) using the Hanna multi-parameter water quality meter (HI9829).

Statistical analysis

Analysis of variance (ANOVA) on data set collected was done using Genstat statistical package version 11 (VSN International, 2011). Least Significance Difference (LSD) among treatment means was determined at $P = 0.05$

Economic assessment

Benefit Cost Ratio (BCR) was determined for catfish production in circular, ellipsoid and rectangular tanks to measure the cost effectiveness of these production systems. BCR was calculated using Equation 8 following the method of Shively (2012):

$$BCR = \frac{B_t}{C_t} \quad (8)$$

Where: B_t = Total benefit at time, t ; C_t = The measure of costs at time, t .

RESULTS AND DISCUSSION

Pond water quality

Water temperature, pH, DO and TSS ranged from 24.9 to 26.2°C, 6.39 - 7.53 mg/l, 3.96 - 8.53 mg/l, 25 - 454 mg/l, respectively (Table 1). Water temperature recorded for all three tank geometries were closely related to one another, and fell within the recommended range (22-35°C) proposed by Akinyemi (1988) as a suitable temperature range for Catfish culture. Water pH recorded for all three tank geometries were within the optimal recommended range of 6.5 to 9.0 for Catfish culture according to recommendations by Boyd and Tucker (1998). For the circular and ellipsoid tanks, all DO recording were above the minimum recommended threshold of 5 mg/l (Water Resources Commission, 2003). The rectangular tank in contrast, recorded DO values as low as 3.96 mg/l in the final month of production. Waste hiding at the corners of the rectangular tanks could have contributed to this situation. Notwithstanding, DO range of 3 to 8 mg/l, according to Akinwale and Akinuoye (2012), is generally considered suitable for freshwater fish culture. Overall, the rectangular tank recorded larger TSS values than the other tanks, especially at the latter stages of production. This confirms the assertion by Mansour et al. (2017) that higher TSS levels causes reduction in DO levels. The shape of the circular and ellipsoid tanks probably

Table 1. Water quality for circular, rectangular and ellipsoid ponds.

Tanks	Period (weeks)	Temp (°C)	pH	DO (mg/l)	TSS (mg/l)
Circular	0	25.6	7.52	8.32	26
	4	25.5	6.97	7.12	193
	8	25.9	6.93	6.37	251
	12	25.9	6.62	5.81	387
	16	24.9	6.39	5.97	379
Rectangular	0	25.6	7.53	8.53	25
	4	25.8	6.94	6.98	226
	8	26.1	6.98	5.21	278
	12	25.6	6.52	4.13	411
	16	25.1	6.49	3.96	454
Ellipsoid	0	24.5	7.50	8.43	25
	4	25.3	6.93	7.08	218
	8	26.2	6.89	5.61	265
	12	25.9	6.45	5.21	392
	16	25.5	6.49	5.08	385
Range (Optimal)*		22-35	6.5-9.0	≥ 5	300-400

*Water Resources Commission (2003); Boyd and Tucker (1998); Akinyemi (1988).

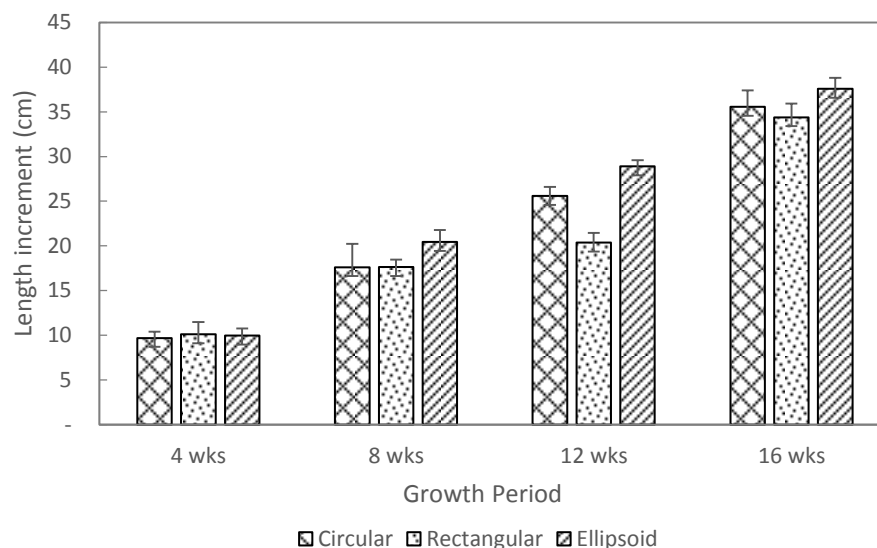


Figure 2. Mean length increment for African Catfish (*Clarias gariepinus*) in different tank geometries for 16 weeks production period.

enhanced the dissolution of atmosphere air which increased the dissolved oxygen in these tanks. Thus, slightly higher growth could be expected in the Catfish cultured in circular and ellipsoid tanks.

Catfish growth performance

The length for fish in all three tank geometries increased

along the growth period from week 1 to 16 ranging from 10 to 36 cm, 10 to 34 cm and 10 to 38 cm for circular, rectangular and ellipsoid tanks, respectively (Figure 2). The rectangular tank recorded the least increment in fish length, whilst the ellipsoid tank recorded the highest. The differences in fish length increment could be attributed to the effect of water quality from accumulation of uneaten feed deposition at the corners of the rectangular tanks. This probably compromised the water quality in the

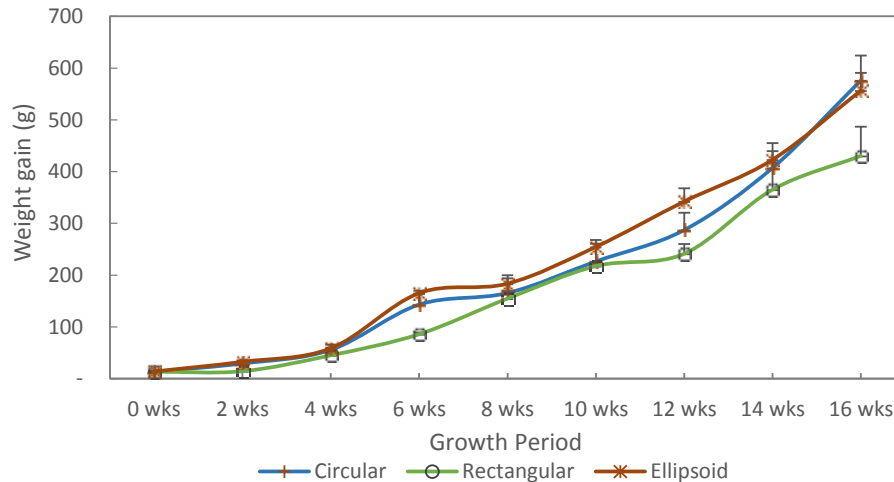


Figure 3. Mean weight gain for *C. gariepinus* in circular, rectangular and ellipsoid tanks for a period of 16 weeks.

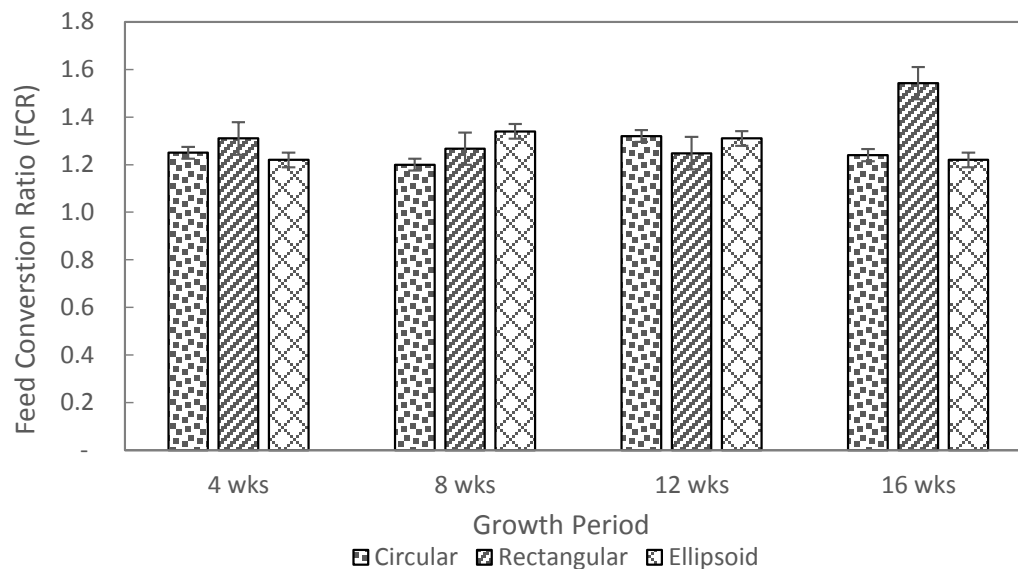


Figure 4. Feed conversion ratio for African Catfish (*C. gariepinus*) in circular, rectangular and ellipsoid tanks for a period of 16 weeks

rectangular tank as indicative in the lower levels of DO and higher TSS levels observed (Table 1).

There was a general increase in mean weight gain along the growth period (0-16 weeks) (Figure 3). Weight gain ranged from an initial weight of 14 - 431 g > 557 g > 576 g for circular, rectangular and ellipsoid tank geometries respectively along the growth period (0-16 weeks). Generally, the rectangular tank recorded the least mean weight gain in comparison to the circular and ellipsoid tanks throughout the growing period. This could again be attributed to the better water quality parameters (DO and TSS) recorded within the circular and ellipsoid

tanks during production (Table 1), as confirmed by Timmons et al. (1998).

The feed conversion ratio (FCR) ranged from 1.11-1.33, 1.23-1.54 and 1.22-1.34 for circular and rectangular and ellipsoid tanks respectively, along the growth period (Figure 4). The FCR for the fishes in the rectangular tank was significantly higher ($P = .05$) than that of the circular and ellipsoid tanks (Table 2). This suggests that fish in the rectangular tank were less efficient in converting the feed given into body mass than those in the circular and ellipsoid tanks. This could also be attributed to the poor water quality experienced in the rectangular tank

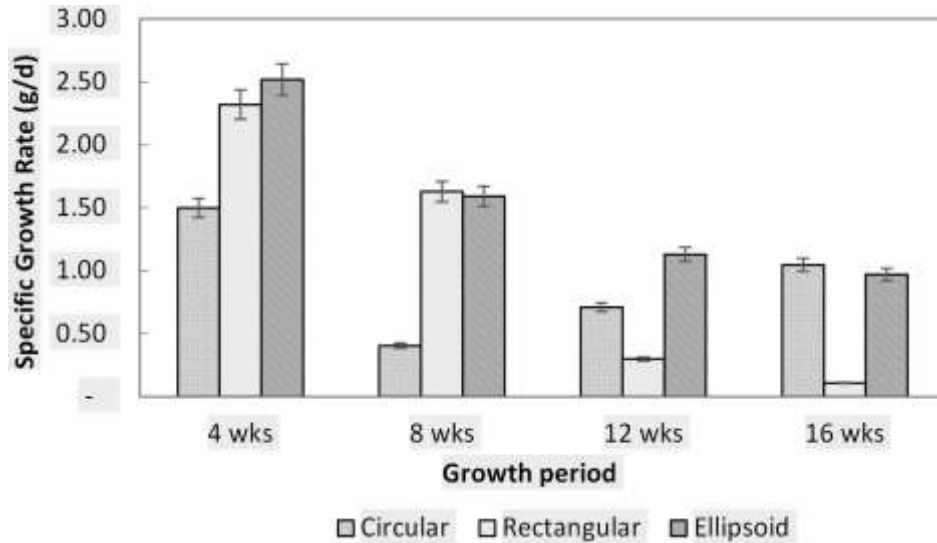


Figure 5. Specific growth rate for *C. gariepinus* in circular, rectangular and ellipsoid tanks for 16 weeks production period.

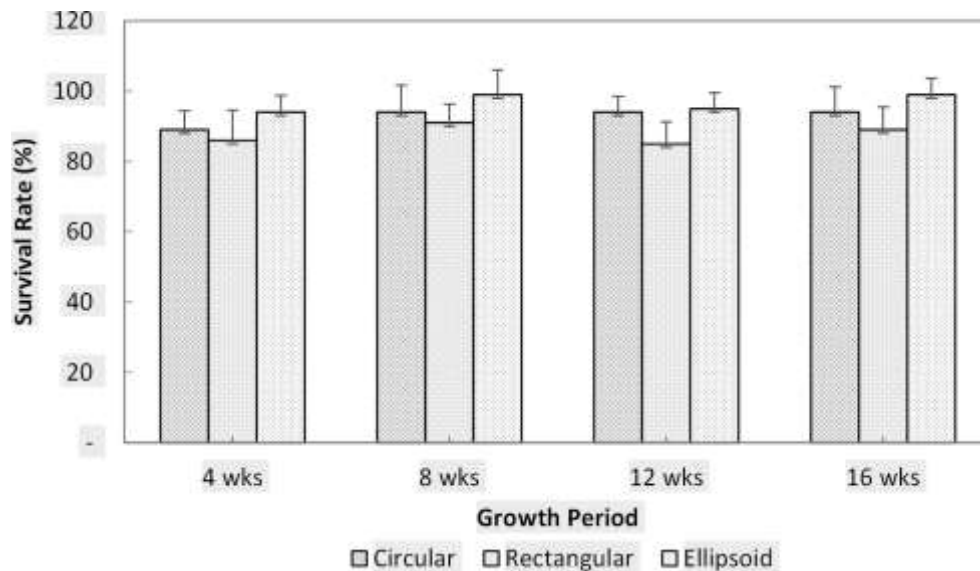


Figure 6. Survival rate (%) for African Catfish (*C. gariepinus*) in circular, rectangular and ellipsoid tanks for a period of 16 weeks.

because substantial quantity of fish effluent hides at the corners of the tank beyond the reach of the biofiltration system. Unlike the circular and ellipsoid tanks, the corners of the rectangular tank hinder the centrifugal flow of water, thereby causing biosolids to be trapped in these areas.

The SGR of Catfish respectively ranged from 0.40 to 3.64 g/day, 0.11 to 2.27 g/day and 0.79 to 3.12 g/day for circular, rectangular and ellipsoid tanks (Figure 5). Results seem to show that for all three tanks, there was higher SGR at the start of production (0-8 weeks) and

then a sharp decrease in value from the middle to the end of production (8-16 weeks). This could probably be the cause of higher DO and TSS levels. Though generally the circular and ellipsoid recorded higher SGR values compared to the rectangular, there was no significant difference ($P = .05$).

The average survival rate of Catfish for circular rectangular and ellipsoid tank geometries was 91, 88 and 96%, respectively (Figure 6). A general perspective of the results shows higher survival rate for fishes in the ellipsoid and circular tanks compared to the rectangular.

Table 2. Statistical analysis summary of fish growth parameters.

Geometry	Significance testing				
	LI (cm)	Wt. gain (g)	FCR	SGR (g/d)	Survival (%)
Circular	17.1	211.5 ^b	1.13 ^a	1.31	92.33
Rectangular	17.2	157.9 ^a	1.36 ^b	1.12	87.41
Ellipsoid	20.4	225.7 ^b	1.13 ^a	1.36	96.11
LSD	ns	26.1	0.16	ns	ns

Table 3. Benefit-cost assessment for African Catfish (*C. gariepinus*) production in circular, rectangular and ellipsoid geometry ponds after 16 weeks of production.

Cost item	Unit	Quantity	Tank geometry		
			Circular	Rectangular	Ellipsoid
Pond setup	GH¢	1 pc	3600	3600	3600
Fingerlings (at 80p)	GH¢	1000 pcs	800	800	800
Fish feed (at GH¢ 90)	GH¢	30 bags	2700	2700	2700
Total fixed and variable cost			7100	7100	7100
Survival rate	%		92	87	96
Quantity of fish at end of cycle	pcs		920	870	960
Average weight gain	kg		0.576	0.43	0.557
Cost per kg of fish	GH¢		15	15	15
Total revenue (fish sales)	GH¢		7948.8	5611.5	8020.8
Total profit after production	GH¢		848.8	-1488.5	920.8
Benefit cost ratio (BCR)			1.12	0.79	1.13

However, this was not significant (Table 2). This could be attributed to the effect of some water quality parameters such as DO and TSS, as suggested by Nyanti et al. (2018). Except for weight gain and feed conversion ratio (FCR), all other parameters (length increment, specific growth rate and survival rate) showed no significant difference ($P = .05$) among all 3 tank geometries (Table 2).

Benefit-cost measures

The benefit-cost assessment for African Catfish (*Clarias gariepinus*) production in circular, rectangular and ellipsoid tanks indicates variation in cost of production (Table 3).

The results of the economic analysis showed that the benefit cost ratio (BCR) for the circular, ellipsoid and rectangular tank was 1.12, 1.13 and 0.79, respectively. This implies that it is more profitable culturing African Catfish (*Clarias gariepinus*) using the circular and ellipsoid than the rectangular pond.

Conclusion

Circular and ellipsoid tanks are more productive for catfish culture. Economic analysis suggests that the production

system adopted may increase total cost of production. Further studies and modification of rectangular tanks intended for catfish production is recommended to enhance its efficiency and profitability for aquaculture by engineers in the water sector. Advocacy, promotion and efficient adoption of circular and ellipsoid tanks aquaculture technologies could boost catfish production in urban and rural areas.

CONFLICT OF INTERESTS

Authors have declared that no competing interests exist.

REFERENCES

- Akinwale O, Akinnuoye FC (2012). Effects of the shape of culture tanks on production of the African catfish *Clarias gariepinus* juveniles. *Journal of Agriculture and Social Research* 12(1):11-18.
- Akinyemi O (1988). Water Quality and Pond Management. In A. M. Ajani (Ed.), *Proceedings of the Nationwide Fish Farmers Workshop*. Lagos, Nigeria, pp. 101-106.
- Alhassan E, Kombat E, Karim D (2018). Growth Performance of the Nile Tilapia, *Oreochromis niloticus* Cultured in Cages in Two Dams in the Bongo District of Ghana. *West African Journal of Applied Ecology* 26(1):11-21.
- Amponsah SK (2018). Yali Voices: Making Aquaculture Possible With Simple Fish Tanks. Available at: <https://yali.state.gov/yali-voices-making-aquaculture-possible-using-simple-raised-fish-tanks/>

- Bagenal TB, Gerking SD (1978). Aspects of fish fecundity. In Gerking SD (Ed.), *Ecology of freshwater fish production*. Oxford, Blackwell Scientific Publications pp. 75-101.
- Boyd CE, Tucker CS (1998). *Pond Aquaculture Water Quality Management* (1st edition.). Springer US.
- Emokaro C, Ekunwe PA, Achille A (2010). Profitability and Viability of Catfish Farming in Kogi State, Nigeria. *Research Journal of Agriculture and Biological Sciences* P. 6.
- Food and Agriculture Organization (FAO) (2016). *Fishery and Aquaculture Country Profiles: Ghana Country Profile Fact Sheets*. Available at: <http://www.fao.org/fishery/>
- Fredricks KT (2015). Literature review of the potential effects of formalin on nitrogen oxidation efficiency of the biofilters of recirculating aquaculture systems (RAS) for freshwater finfish. U.S. Geological Survey Open-File Report 2015-1097. Available at: <http://dx.doi.org/10.3133/ofr20151097>
- Frimpong E, Ansah Y, Amisah S, Adjei-Boateng D, Agbo N, Egna H (2014). Effects of Two Environmental Best Management Practices on Pond Water and Effluent Quality and Growth of Nile Tilapia, *Oreochromis niloticus*. *Sustainability* 6:652-675.
- Mansour O, Idris M, Noor NM, Ruslan MSB, Das SK (2017). Effects of organic and commercial feed meals on water quality and growth of *Barbonymus schwanenfeldii* juvenile. *AACL - Bioflux - Aquaculture Aquarium* 10(5):1037-1048.
- MoFAD (2019). Medium term expenditure framework (MTEF) for (2019-2022). Programme based budget (PBB) estimates for 2019. Accra, Ghana. Available at <https://www.mofep.gov.gh/sites/default/files/pbb-estimates/2019/2019-PBB-MOFAD>
- Nyanti L, ChenLin S, Ahmad-Tarmizi NN, Abu-Rashid NNK, TeckYee L, SiongFong S, SuanPing L (2018). Effects of water temperature, dissolved oxygen and total suspended solids on juvenile *Barbonymus schwanenfeldii* (Bleeker, 1854) and *Oreochromis niloticus* (Linnaeus, 1758). *AACL - Bioflux - Aquaculture, Aquarium* 11(2):394-406.
- Oca J, Masaló I, Reig L (2004). Comparative analysis of flow patterns in aquaculture rectangular tanks with different water inlet characteristics. *Aquacultural Engineering* 31:221-236.
- Olagunju FI, Adesiyun IO, Ezekiel AA (2007). Economic Viability of Cat Fish Production in Oyo State, Nigeria. *Journal of Human Ecology* 21(2):121-124.
- Omofunmi O (2016). Basic and Technical Considerations on Pond Design and Construction. *British Journal of Applied Science and Technology* 15(4):1-10.
- Ross R, Watten B, Krise W, DiLauro M, Soderberg R (1995). Influence of tank design and hydraulic loading on the behavior, growth, and metabolism of rainbow trout (*Oncorhynchus mykiss*). *Aquacultural Engineering* 14:29-47.
- Shively G (2012). An Overview of Benefit-Cost Analysis. Department of Agricultural Economics, Purdue University. Available at: https://www.researchgate.net/publication/255661807_An_Overview_of_Benefit-Cost_Analysis
- Tall A, Failler P (2012). Fisheries and Aquaculture industry in Namibia. Series Report N°2 on the Fisheries and Aquaculture Review in the 22 ATLAFCO Member Countries. Available at: <https://doi.org/10.13140/RG.2.1.2672.9128>
- Timmons M, Summerfelt S, and Vinci B (1998). Review of circular tank technology and management. *Aquacultural Engineering* 18:51-69. Available at: [https://doi.org/10.1016/S0144-8609\(98\)00023-5](https://doi.org/10.1016/S0144-8609(98)00023-5)
- VSN International (2011). *GenStat Discovery 3rd Edition*. Hemel Hempstead, UK: VSN International.
- Water Resources Commission (2003). *Ghana Raw Water Quality Criteria and Guidelines, GRWQCG: Aquaculture Water Use - Volume 5*. Accra, Ghana.
- Wenaty A, Mabiki F, Chove B and Mdegela R (2018). Fish consumers preferences, quantities of fish consumed and factors affecting fish eating habits: A case of Lake Victoria in Tanzania. *International Journal of Fisheries and Aquatic Studies* 6(6):247-252.
- Woynarovich A, Hoitsy G, Moth-Poulsen T (2011). Small-scale rainbow trout farming: FAO Fisheries and Aquaculture Technical P. 561. FAO fisheries and aquaculture. FAO, Rome. Retrieved from <http://www.fao.org/3/i2125e/i2125e.pdf>
- Yeboah BA (2009). Characterisation of soil physical properties for pond design for aquaculture among rice farmers at Kwabre district. Kwame Nkrumah University of Science and Technology (KNUST), Kumasi, Ghana. Available at: <http://hdl.handle.net/123456789/717>